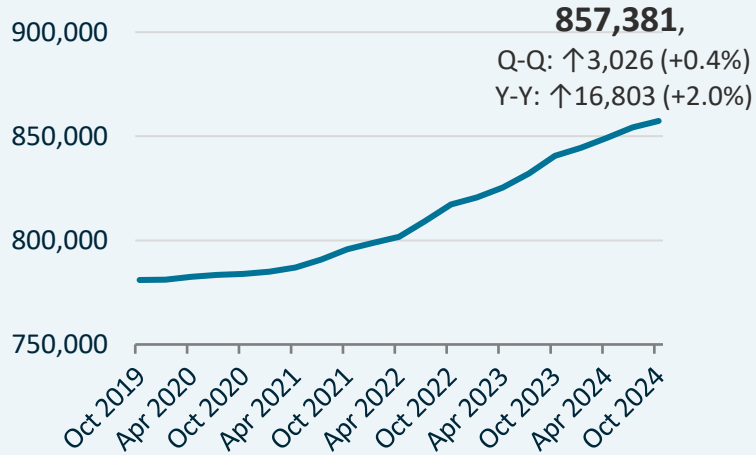


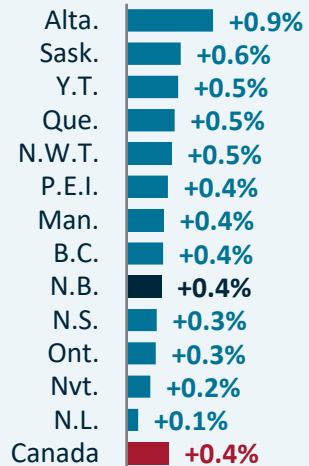
## Population



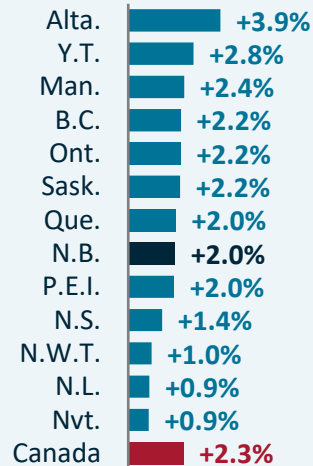
Q-Q = Quarter-over-Quarter, Y-Y = Year-over-Year

## Growth

### Quarter-over-Quarter



### Year-over-Year



# QUARTERLY DEMOGRAPHIC SNAPSHOT

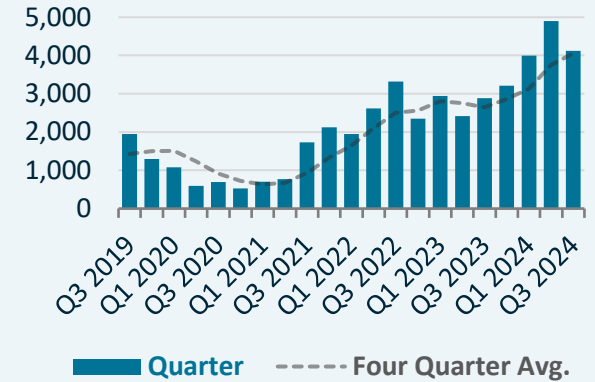
## AS OF OCTOBER 1, 2024

## Sources of Change

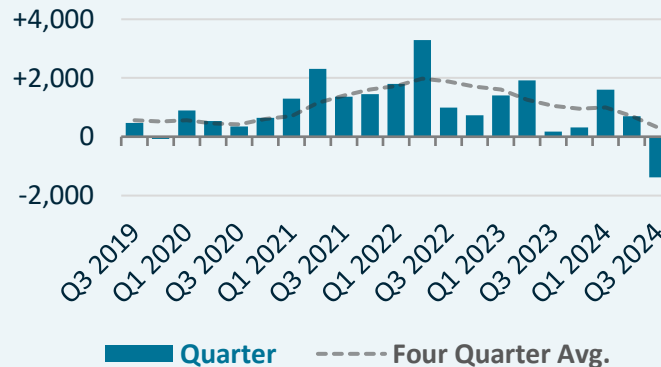
	Quarter	Last Four Quarters
Births	1,650	6,292
Deaths	2,250	9,629*
Interprovincial (Net)	-1,378	1,249
Immigration	4,124	16,229*
Non-Permanent Residents (Net)	924	2,982
Emigration (Net)	44	320
<b>Total</b>	<b>+3,026</b>	<b>+16,803</b>

\*Record high

## Immigration



## Net Interprovincial Migration



To N.B. From...	Quarter	Last Four Quarters
Ontario	+224	+3,281
Nova Scotia	-85	+101
Quebec	-920	-1,527
Alberta	-528	-860
Other Provinces	-69	+254
<b>Total</b>	<b>-1,378</b>	<b>+1,249</b>