

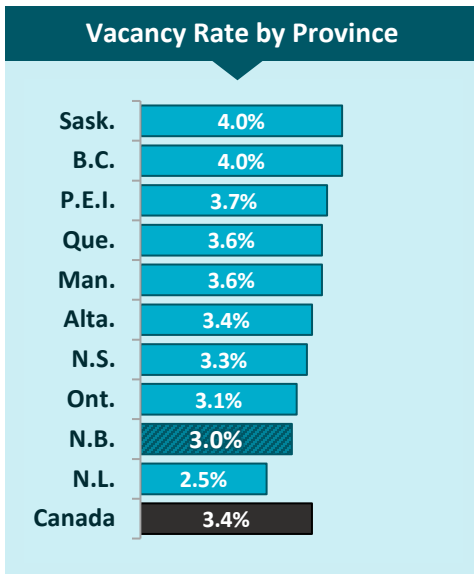



Job Vacancy Report

New Brunswick – Q1 2024 (Jan to Mar 2024)



(1) A job is considered vacant if it meets the following conditions: it is vacant on the reference date or will become vacant during the month; there are tasks to be carried out during the month for the job in question; and the employer is actively seeking a worker outside the organization to fill the job.

(2) This ratio tells how many unemployed individuals are available for each vacant position and is a measure of the labour market tightness.

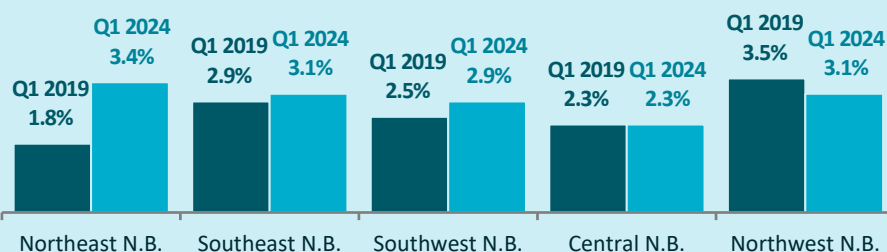
Vacancy Rate for Selected Industries

	New Brunswick		Canada
	Q1 2019	Q1 2024	(Q1 2024)
Agriculture, forestry, fishing and hunting	4.0%	2.0%	3.7%
Construction	1.5%	3.5%	4.1%
Manufacturing	3.9%	2.8%	2.5%
Retail trade	1.7%	2.1%	2.4%
Transportation and warehousing	3.2%	3.4%	4.0%
Finance and insurance	3.2%	2.8%	2.6%
Professional, scientific and technical services	3.9%	3.4%	3.5%
Educational services	0.8%	1.0%	1.5%
Health care and social assistance	2.6%	4.6%	5.4%
Arts, entertainment and recreation	2.1%	3.5%	3.4%
Accommodation and food services	4.3%	2.5%	4.6%
All other industries	2.1%	2.6%	3.2%

Vacancies by Occupational Group

	Vacancies in New Brunswick
Legislative and senior management occupations	---
Business, finance and administration	1,115
Natural and applied sciences	510
Health	2,120
Education, law and social, community & government services	890
Art, culture, recreation and sport	105
Sales and service	2,330
Trades, transport and equipment operators and related	1,830
Natural resources, agriculture and related production	200
Manufacturing and utilities	510

Vacancy Rate by Region



Vacancies by Education Level

