

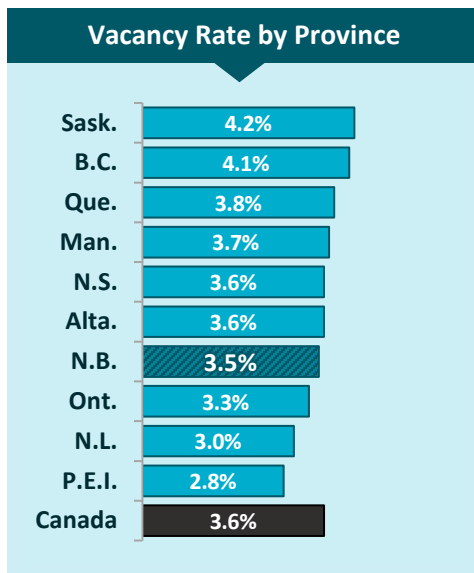



Job Vacancy Report

New Brunswick – Q4 2023 (Oct to Dec 2023)



(1) A job is considered vacant if it meets the following conditions: it is vacant on the reference date or will become vacant during the month; there are tasks to be carried out during the month for the job in question; and the employer is actively seeking a worker outside the organization to fill the job.

(2) This ratio tells how many unemployed individuals are available for each vacant position and is a measure of the labour market tightness.

Vacancy Rate for Selected Industries

	New Brunswick		Canada
	Q4 2018	Q4 2023	(Q4 2023)
Agriculture, forestry, fishing and hunting	3.7%	1.4%	3.3%
Construction	1.6%	6.5%	4.1%
Manufacturing	3.5%	3.6%	2.5%
Retail trade	3.0%	2.4%	3.4%
Transportation and warehousing	3.0%	4.3%	4.5%
Finance and insurance	1.7%	2.2%	2.5%
Professional, scientific and technical services	3.0%	4.2%	3.2%
Educational services	0.8%	0.8%	1.6%
Health care and social assistance	2.5%	4.9%	5.5%
Arts, entertainment and recreation	1.4%	3.1%	3.5%
Accommodation and food services	5.6%	3.9%	5.3%
All other industries	3.2%	2.8%	3.1%

Vacancies by Occupational Group

	Vacancies in New Brunswick
Legislative and senior management occupations	---
Business, finance and administration	1,125
Natural and applied sciences	520
Health	2,095
Education, law and social, community & government services	855
Art, culture, recreation and sport	---
Sales and service	3,090
Trades, transport and equipment operators and related	3,010
Natural resources, agriculture and related production	120
Manufacturing and utilities	905

Vacancy Rate by Region



Vacancies by Education Level

