

NEW BRUNSWICK LABOUR FORCE STATISTICS

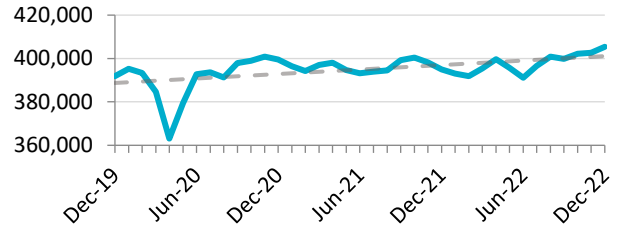
DATA FOR DECEMBER 2022 (RELEASED JANUARY 2023)

PROVINCIAL OVERVIEW – SEASONALLY ADJUSTED

It is recommended to consider trends over the long-term

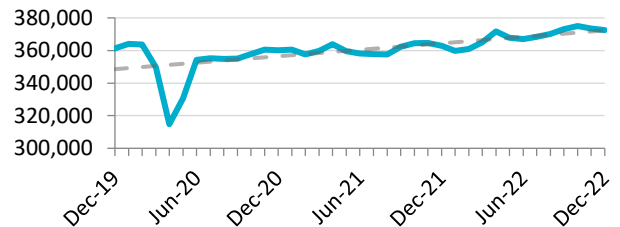
Labour Force

405,400 in December 2022
+2,700 (+0.7%) Month-over-Month (+0.4% Nationally)
+10,400 (+2.6%) Year-over-Year (+0.9% Nationally)



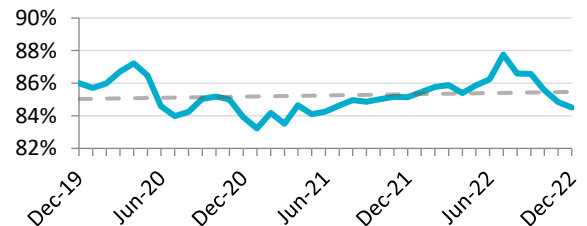
Employment

372,500 in December 2022
-1,000 (-0.3%) Month-over-Month (+0.5% Nationally)
+9,700 (+2.7%) Year-over-Year (+2.0% Nationally)



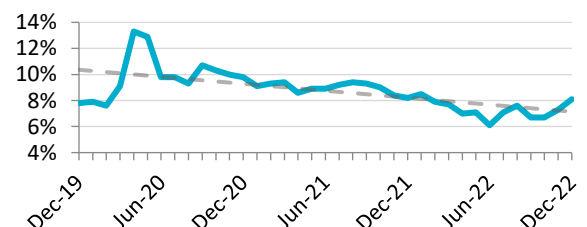
Full-Time Employment Rate

84.5% in December 2022 (81.9% Nationally)
-0.3 p.p. Month-over-Month (-0.0 p.p. Nationally)
-0.6 p.p. Year-over-Year (+0.4 p.p. Nationally)



Unemployment Rate

8.1% in December 2022 (5.0% Nationally)
+0.8 p.p. Month-over-Month (-0.1 p.p. Nationally)
-0.1 p.p. Year-over-Year (-1.0 p.p. Nationally)



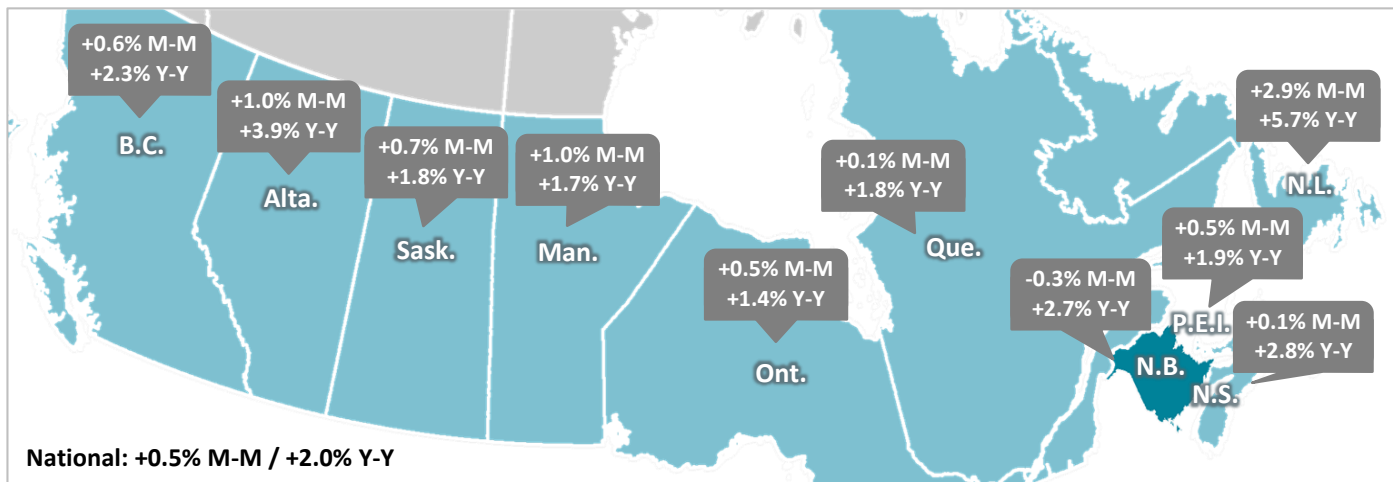
Labour Force Characteristics - Seasonally Adjusted (Ages 15+)

| | Dec-21 | Nov-22 | Dec-22 | M-M Change | | Y-Y Change | |
|------------------------|---------|---------|----------------|------------|--------|------------|-------|
| Working-Age Population | 654,900 | 671,300 | 672,600 | +1,300 | +0.2% | +17,700 | +2.7% |
| Labour Force | 395,000 | 402,700 | 405,400 | +2,700 | +0.7% | +10,400 | +2.6% |
| Employment | 362,800 | 373,500 | 372,500 | -1,000 | -0.3% | +9,700 | +2.7% |
| FT Employment | 308,900 | 316,900 | 314,800 | -2,100 | -0.7% | +5,900 | +1.9% |
| PT Employment | 53,900 | 56,600 | 57,700 | +1,100 | +1.9% | +3,800 | +7.1% |
| Unemployment | 32,200 | 29,200 | 32,900 | +3,700 | +12.7% | +700 | +2.2% |
| Participation Rate (%) | 60.3% | 60.0% | 60.3% | +0.3 (pp) | | 0.0 (pp) | |
| Employment Rate (%) | 55.4% | 55.6% | 55.4% | -0.2 (pp) | | 0.0 (pp) | |
| Unemployment Rate (%) | 8.2% | 7.3% | 8.1% | +0.8 (pp) | | -0.1 (pp) | |

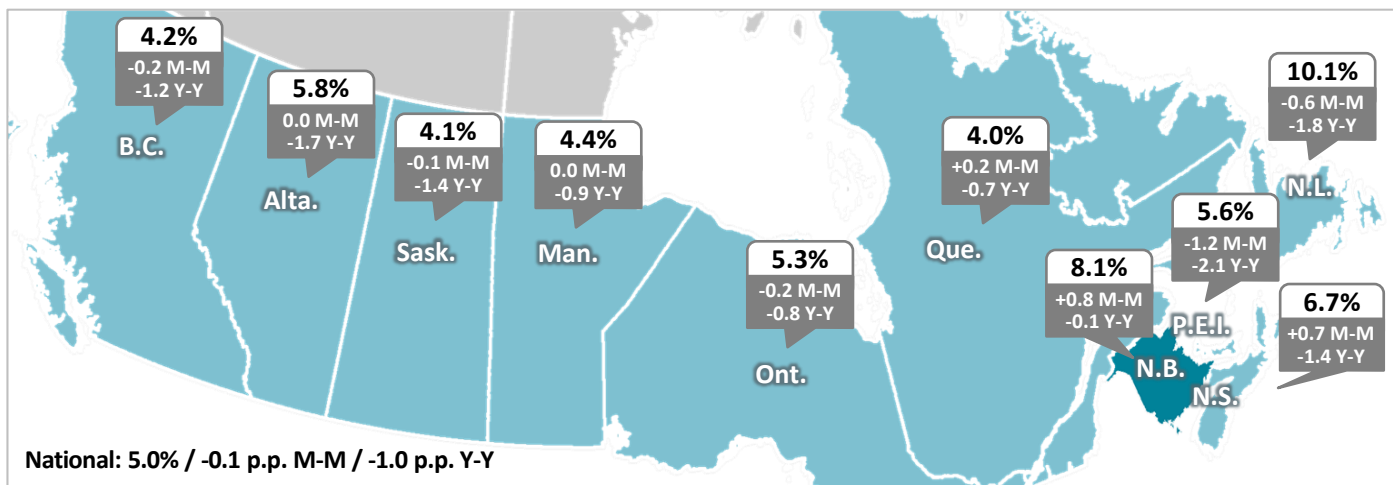
M-M = month over month. Y-Y = year over year. The dark grey lines in the charts above represents the linear trend line.

Provincial Overview - Data for December 2022 (Seasonally Adjusted)

Employment Growth



Unemployment Rate



Participation Rate

